범안대교 철근탐사 Data

NO.1	위치	범안대교	배근 간격	설계	@250
				실측	@200
		S1 바닥판하면 주근(범물)	피복 두께	설계	40mm
				실측	60mm

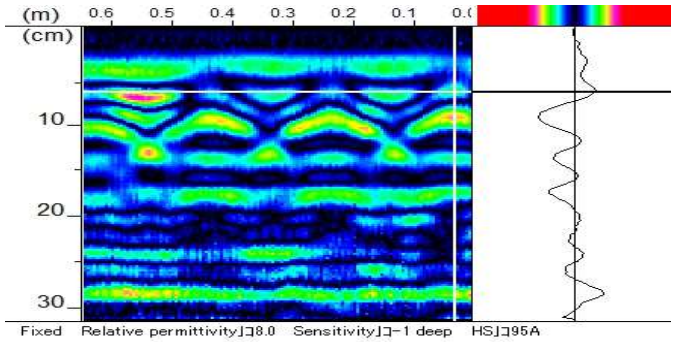

NO.2	위치	범안대교	배근 간격	설계	@240
				실측	@250
		S1 바닥판하면 배력근(범물)	피복 두께	설계	40mm
				실측	40mm

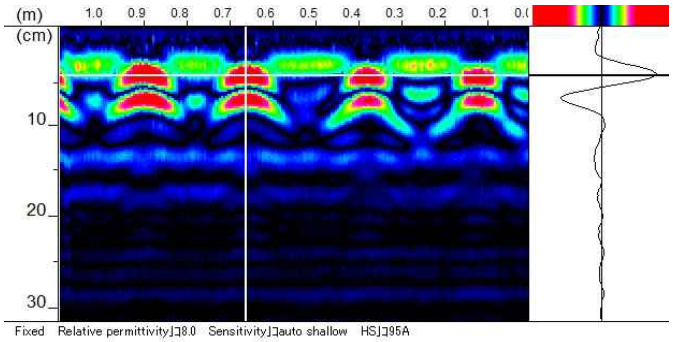

NO.3	위치	범안대교	배근 간격	설계	@250
				실측	@200
		S2 바닥판하면 주근(범물)	피복 두께	설계	40mm
				실측	57mm

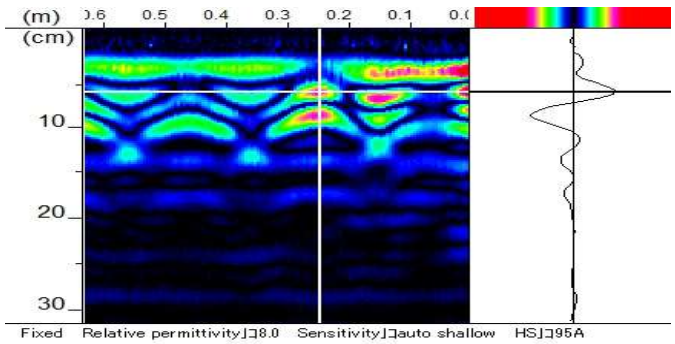

NO.4	위치	범안대교	배근 간격	설계	@240
				실측	@250
		S2 바닥판하면 배력근(범물)	피복 두께	설계	40mm
				실측	40mm

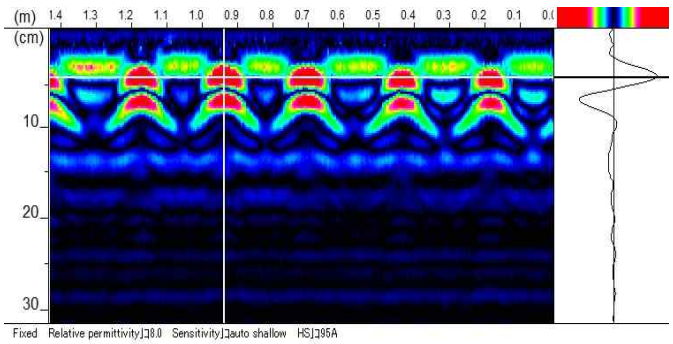

NO.5	위치	범안대교	배근 간격	설계	@250
				실측	@200
		S3 바닥판하면 주근(범물)	피복 두께	설계	40mm
				실측	65mm

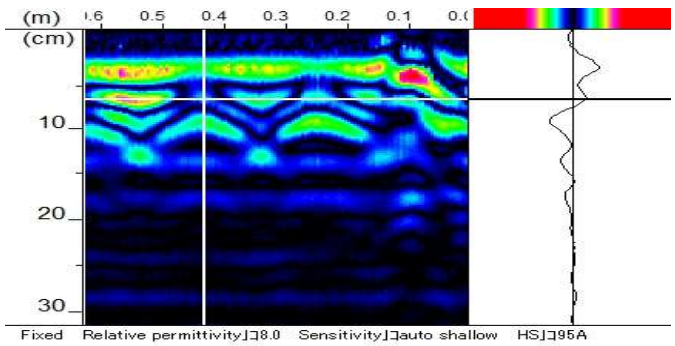

NO.6	위치	범안대교	배근 간격	설계	@240
				실측	@250
		S3 바닥판하면 배력근(범물)	피복 두께	설계	40mm
				실측	36mm

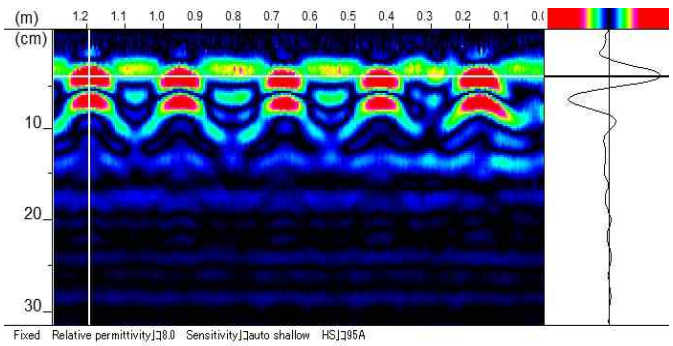

NO.7	위치	범안대교	배근 간격	설계	@250
				실측	@200
		S4 바닥판하면 주근(범물)	피복 두께	설계	40mm
				실측	67mm

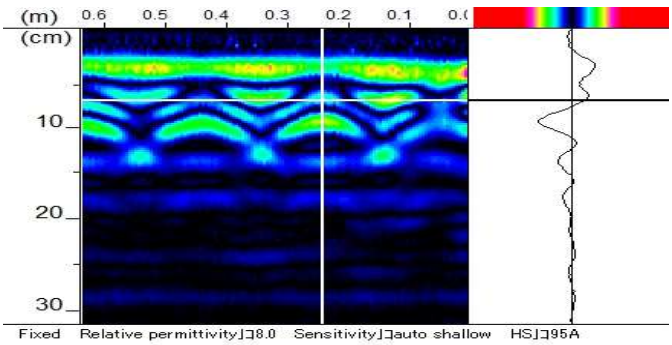

NO.8	위치	범안대교	배근 간격	설계	@120
				실측	@240
		S4 바닥판하면 배력근(범물)	피복 두께	설계	40mm
				실측	40mm

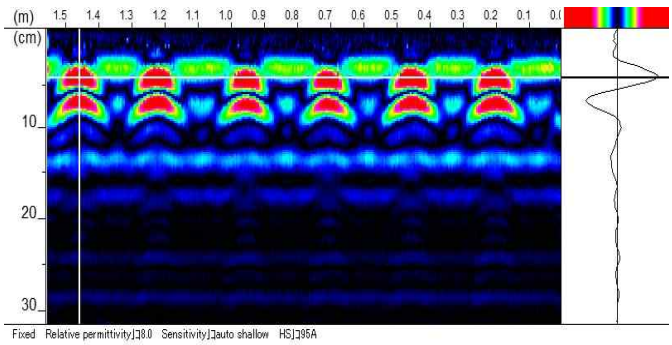

NO.9	위치	범안대교	배근 간격	설계	@250
				실측	@190
		S5 바닥판하면 주근(범물)	피복 두께	설계	40mm
				실측	57mm

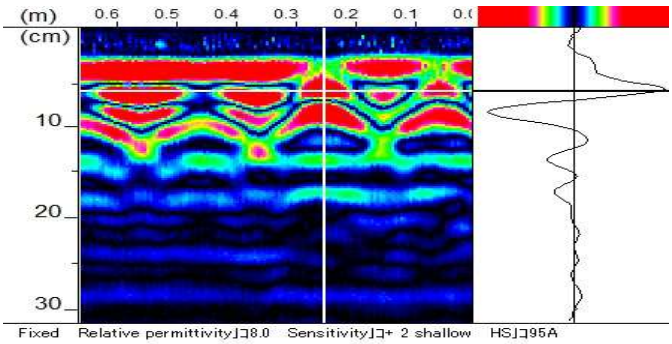

NO.10	위치	범안대교	배근 간격	설계	@240
				실측	@250
		S5 바닥판하면 배력근(범물)	피복 두께	설계	40mm
				실측	41mm

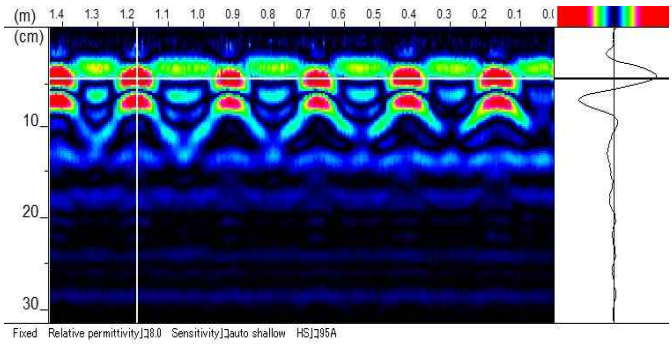

NO.11	위치	범안대교	배근 간격	설계	@250
				실측	@200
		S6 바닥판하면 주근(범물)	피복 두께	설계	40mm
				실측	60mm

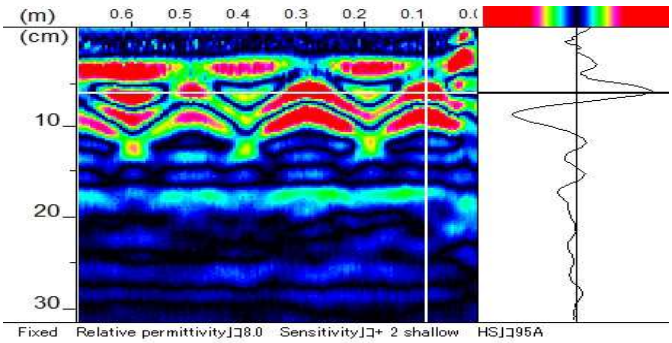

NO.12	위치	범안대교	배근 간격	설계	@240
				실측	@250
		S6 바닥판하면 배력근(범물)	피복 두께	설계	40mm
				실측	40mm

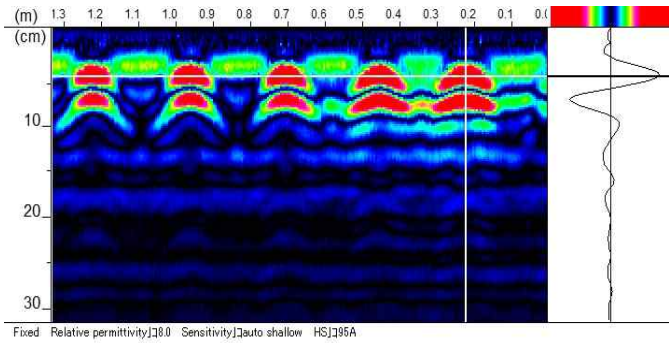

NO.13	위치	범안대교	배근 간격	설계	@250
				실측	@200
		S7 바닥판하면 주근(범물)	피복 두께	설계	40mm
				실측	60mm

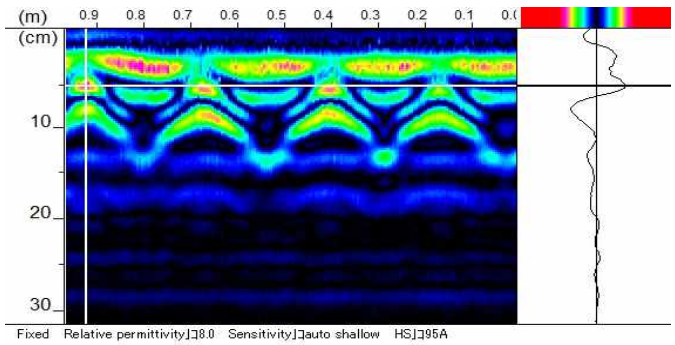

NO.14	위치	범안대교	배근 간격	설계	@240
				실측	@240
		S7 바닥판하면 배력근(범물)	피복 두께	설계	40mm
				실측	40mm

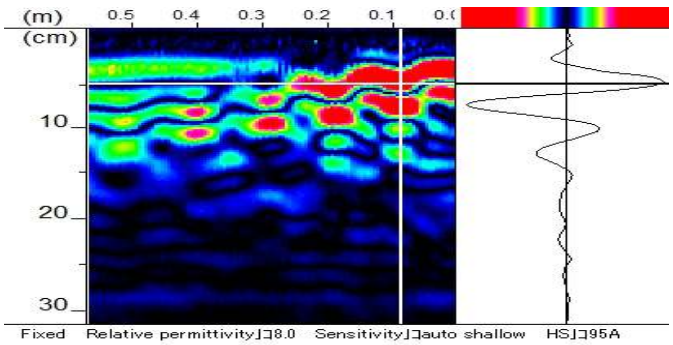

NO.15	위치	범안대교	배근 간격	설계	@250
				실측	@240
		S11 바닥판하면 주근(범물)	피복 두께	설계	40mm
				실측	50mm

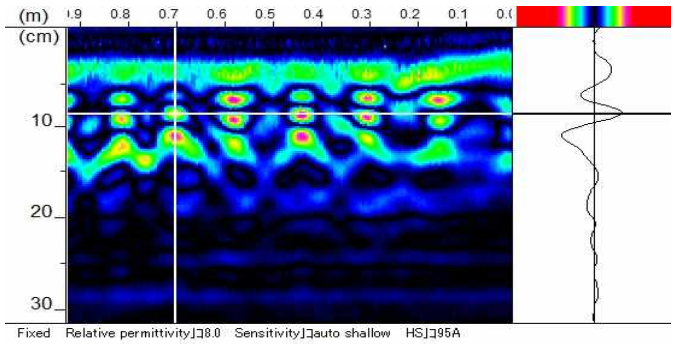

NO.16	위치	범안대교	배근 간격	설계	@240
				실측	@240
		S11 바닥판하면 배력근(범물)	피복 두께	설계	40mm
				실측	36mm

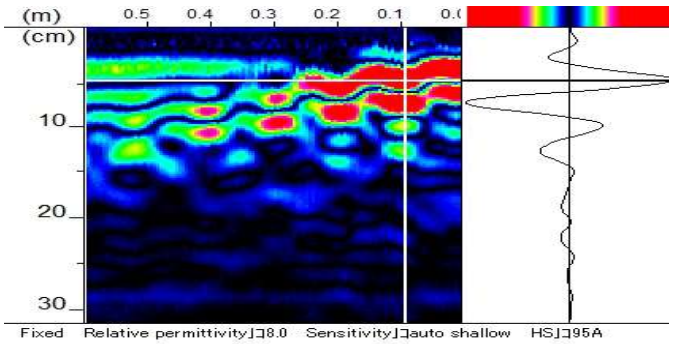

NO.17	위치	범안대교	배근 간격	설계	@125
				실측	@115
		S1 바닥판하면 주근(안심)	피복 두께	설계	40mm
				실측	90mm

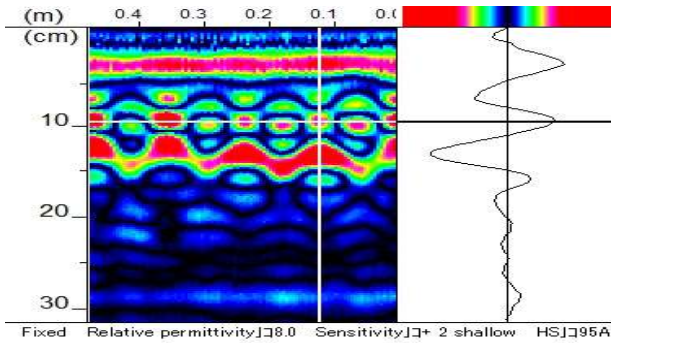

NO.18	위치	범안대교	배근 간격	설계	@240
				실측	@195
		S1 바닥판하면 배력근(안심)	피복 두께	설계	40mm
				실측	65mm

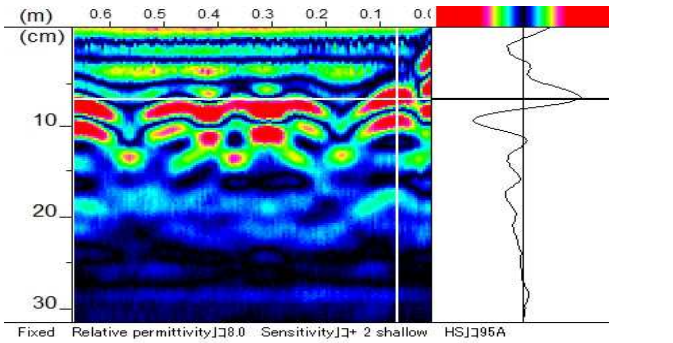

NO.19	위치	범안대교	배근 간격	설계	@125
				실측	@120
		S2 바닥판하면 주근(안심)	피복 두께	설계	40mm
				실측	50mm

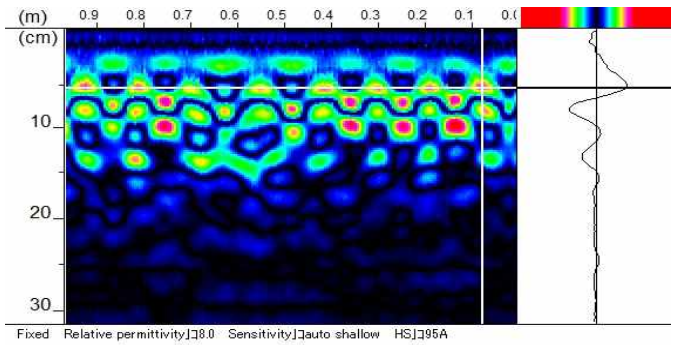

NO.20	위치	범안대교	배근 간격	설계	@240
				실측	@240
		S2 바닥판하면 배력근(안심)	피복 두께	설계	40mm
				실측	44mm

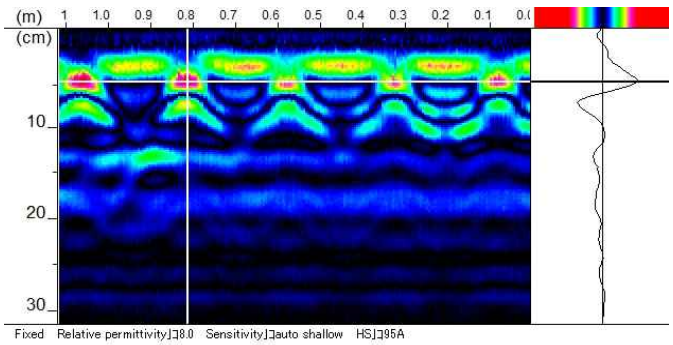

NO.21	위치	범안대교	배근 간격	설계	@125
				실측	@178
		S3 바닥판하면 주근(안심)	피복 두께	설계	40mm
				실측	79mm

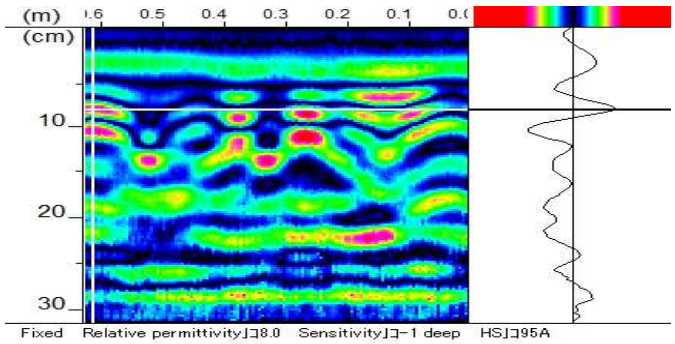

NO.22	위치	범안대교	배근 간격	설계	@240
				실측	@240
		S3 바닥판하면 배력근(안심)	피복 두께	설계	40mm
				실측	41mm

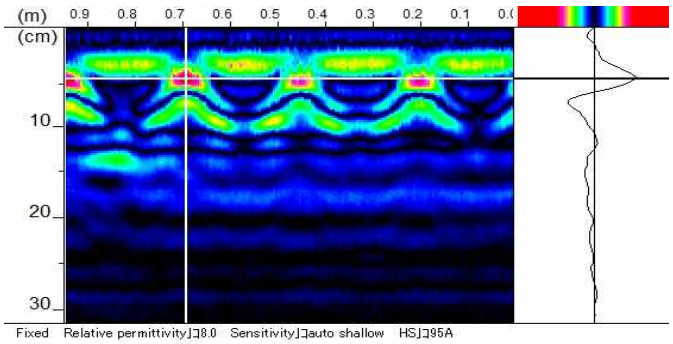

NO.23	위치	범안대교	배근 간격	설계	@125
				실측	@117
		S4 바닥판하면 주근(안심)	피복 두께	설계	40mm
				실측	67mm

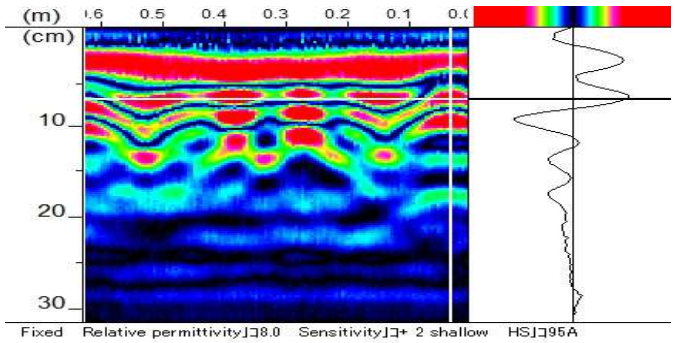

NO.24	위치	범안대교	배근 간격	설계	@240
				실측	@250
		S4 바닥판하면 배력근(안심)	피복 두께	설계	40mm
				실측	49mm

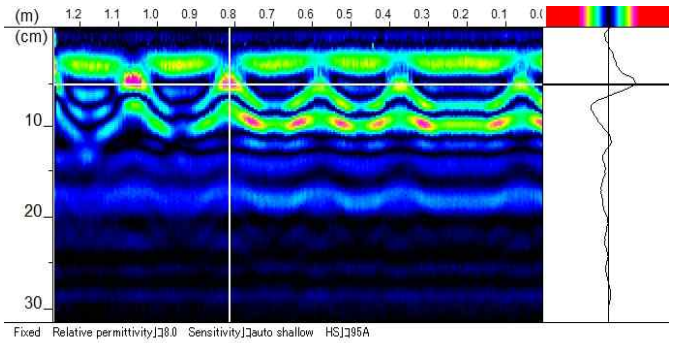

NO.25	위치	범안대교	배근 간격	설계	@250
				실측	@195
		S5 바닥판하면 주근(안심)	피복 두께	설계	40mm
				실측	80mm

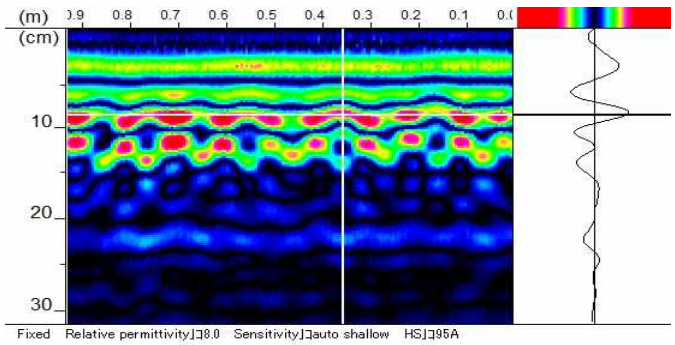

NO.26	위치	범안대교	배근 간격	설계	@240
				실측	@200
		S5 바닥판하면 배력근(안심)	피복 두께	설계	40mm
				실측	55mm

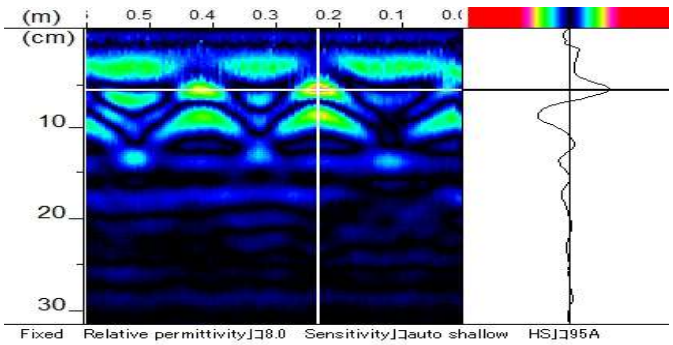

NO.27	위치	범안대교	배근 간격	설계	@250
				실측	@248
		S6 바닥판하면 주근(안심)	피복 두께	설계	40mm
				실측	45mm

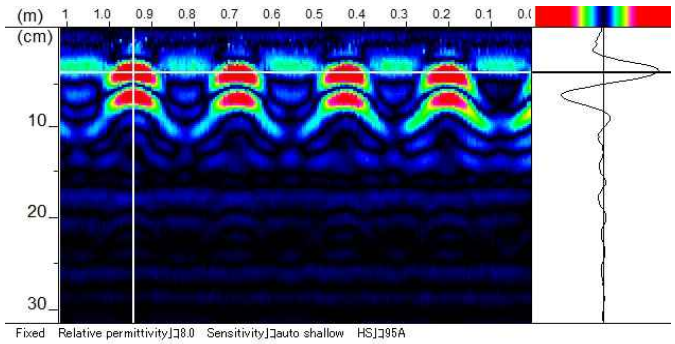

NO.28	위치	범안대교	배근 간격	설계	@240
				실측	@250
		S6 바닥판하면 배력근(안심)	피복 두께	설계	40mm
				실측	40mm



NO.29	위치	범안대교	배근 간격	설계	@250
				실측	@235
		S7 바닥판하면 주근(안심)	피복 두께	설계	40mm
				실측	80mm

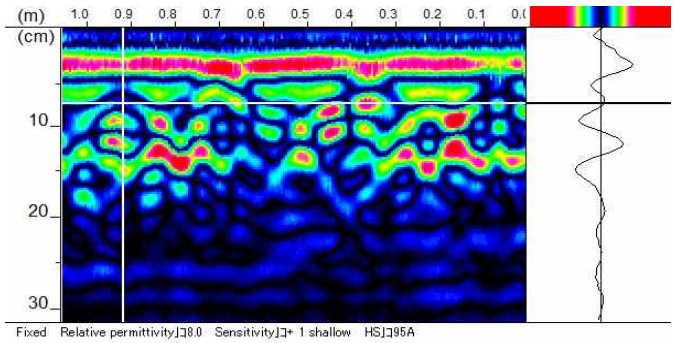

NO.30	위치	범안대교	배근 간격	설계	@240
				실측	@230
		S7 바닥판하면 배력근(안심)	피복 두께	설계	40mm
				실측	70mm

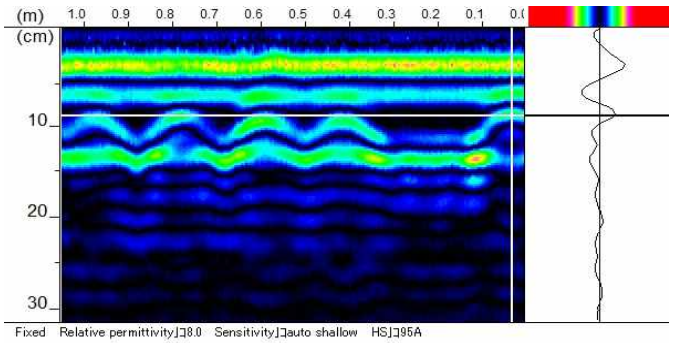

NO.31	위치	범안대교	배근 간격	설계	@250
				실측	@200
		S8 바닥판하면 주근(안심)	피복 두께	설계	40mm
				실측	74mm

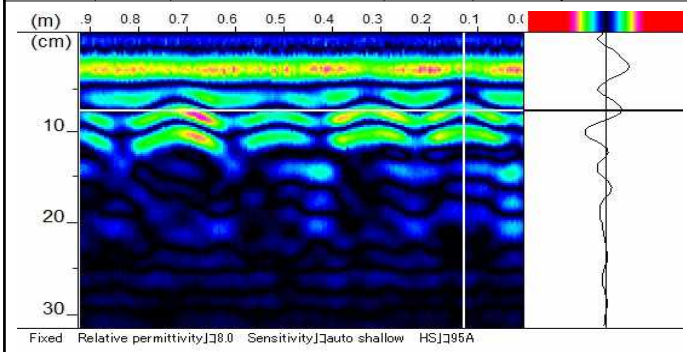

NO.32	위치	범안대교	배근 간격	설계	@240
				실측	@205
		S8 바닥판하면 배력근(안심)	피복 두께	설계	40mm
				실측	50mm

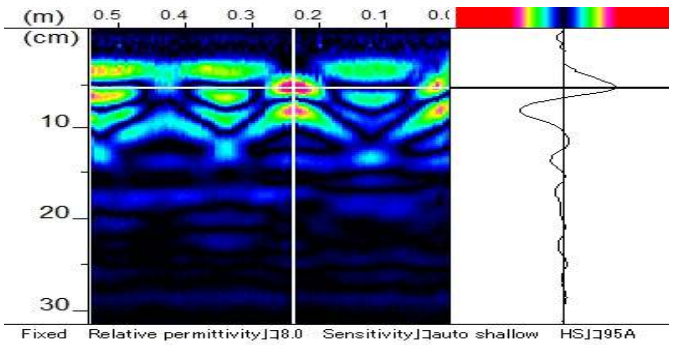

NO.33	위치	범안대교	배근 간격	설계	@250
				실측	@247
		A1 흉벽 수직근 (범물)	피복 두께	설계	100mm
				실측	48mm

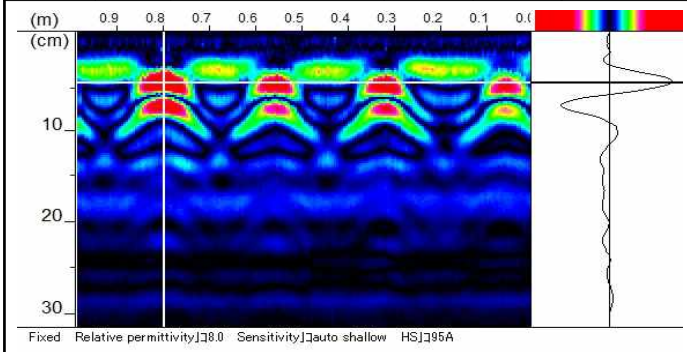

NO.34	위치	범안대교	배근 간격	설계	@300
				실측	@250
		A1 흉벽 수평근 (범물)	피복 두께	설계	100mm
				실측	70mm

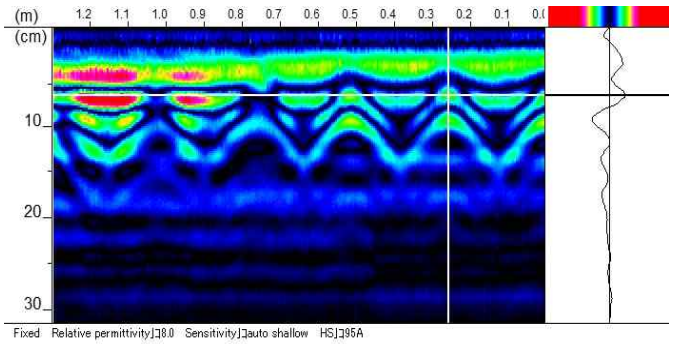

NO.35	위치	범안대교	배근 간격	설계	@300
				실측	@290
		P1 코핑부 수직근 (범물)	피복 두께	설계	100mm
				실측	91mm

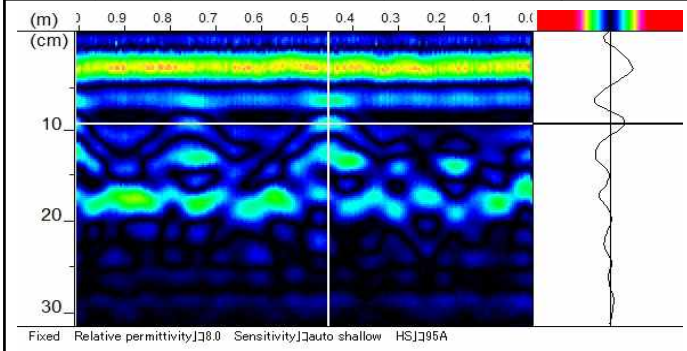

NO.36	위치	범안대교	배근 간격	설계	@200
				실측	@200
		P1 코핑부 수평근 (범물)	피복 두께	설계	100mm
				실측	100mm

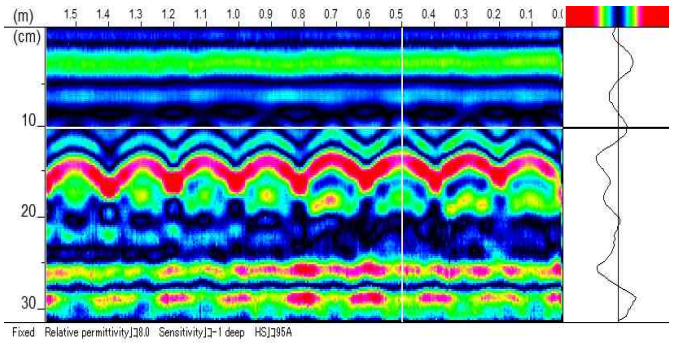

NO.37	위치	범안대교	배근 간격	설계	@110
				실측	@100
		P2 기둥부 수직근 (범물)	피복 두께	설계	100mm
				실측	105mm

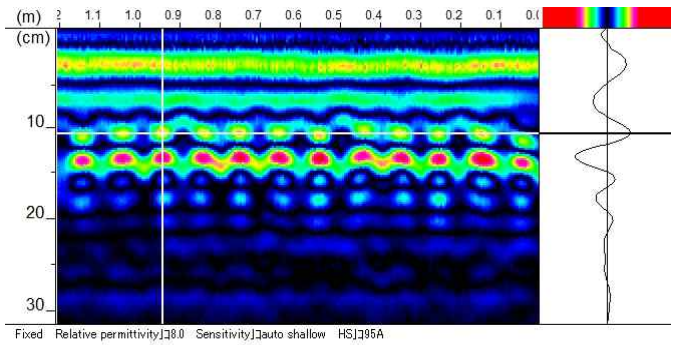

NO.38	위치	범안대교	배근 간격	설계	@200
				실측	@300
		P2 기둥부 수평근 (범물)	피복 두께	설계	100mm
				실측	52mm

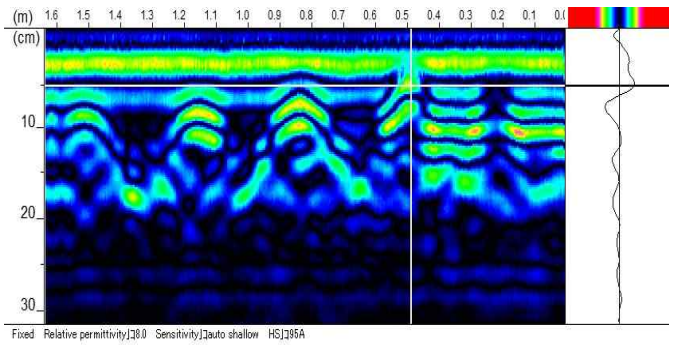

NO.39	위치	범안대교	배근 간격	설계	@110
				실측	@103
		P3 기둥부 수직근 (범물)	피복 두께	설계	100mm
				실측	98mm

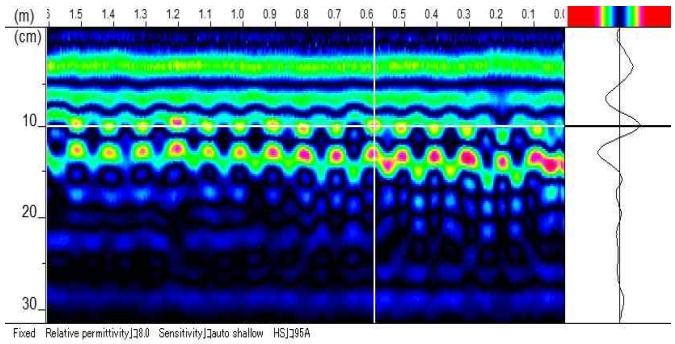

NO.40	위치	범안대교	배근 간격	설계	@200
				실측	@300
		P3 기둥부 수평근 (범물)	피복 두께	설계	100mm
				실측	50mm

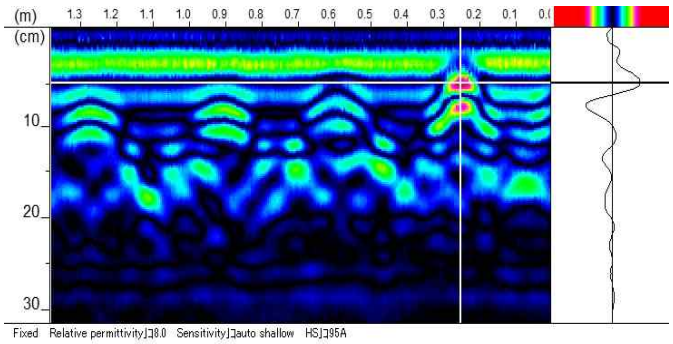

NO.41	위치	범안대교	배근 간격	설계	@300
				실측	@240
		P4 코핑부 수직근 (범물)	피복 두께	설계	100mm
				실측	45mm

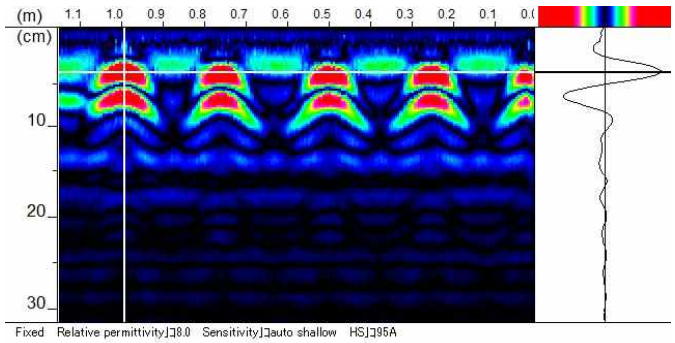

NO.42	위치	범안대교	배근 간격	설계	@200
				실측	@240
		P4 코핑부 수평근 (범물)	피복 두께	설계	100mm
				실측	50mm

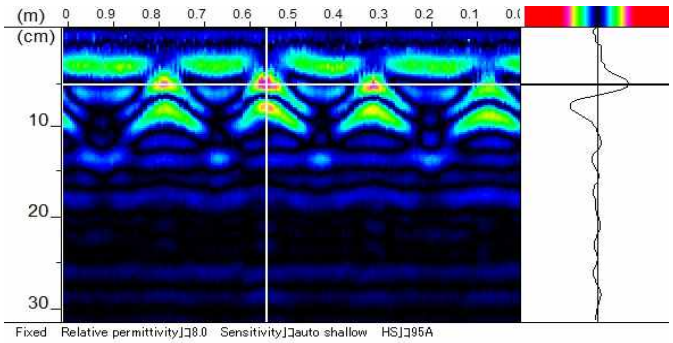

NO.43	위치	범안대교	배근 간격	설계	@150
				실측	@195
		P5 코핑부 수직근 (범물)	피복 두께	설계	100mm
				실측	55mm

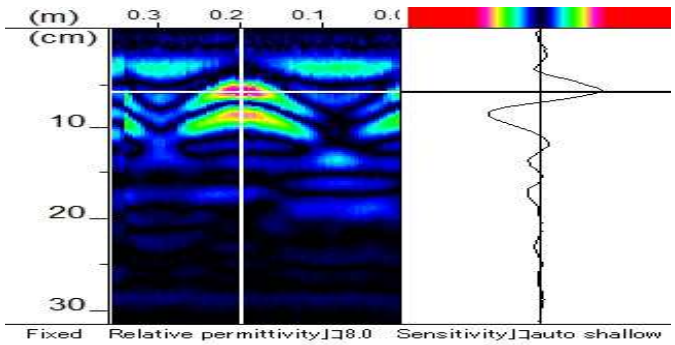

NO.44	위치	범안대교	배근 간격	설계	@200
				실측	@195
		P5 코핑부 수평근 (범물)	피복 두께	설계	100mm
				실측	80mm

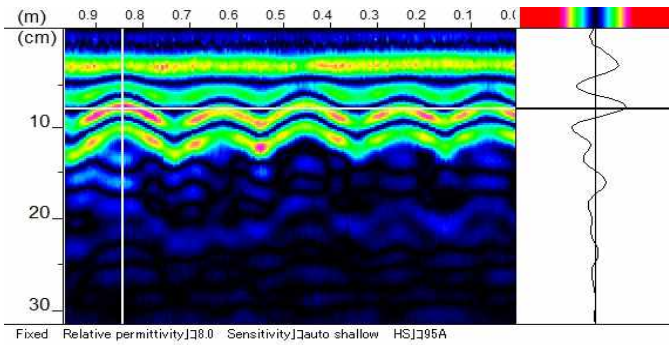

NO.45	위치	범안대교	배근 간격	설계	@300
				실측	@228
		P6 코핑부 수직근 (범물)	피복 두께	설계	100mm
				실측	84mm

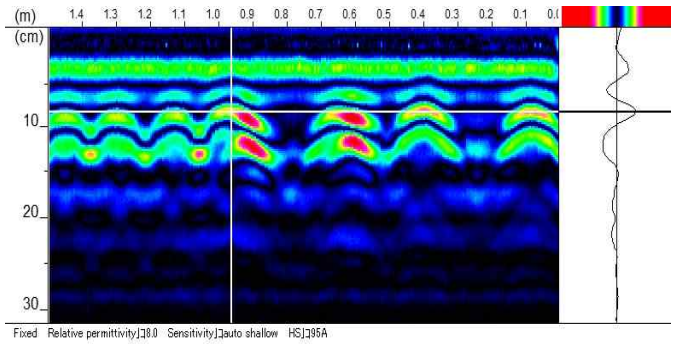

NO.46	위치	범안대교	배근 간격	설계	@200
				실측	@225
		P6 코핑부 수평근 (범물)	피복 두께	설계	100mm
				실측	93mm

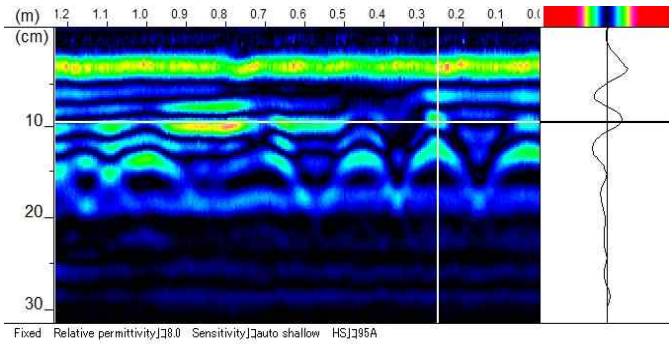

NO.47	위치	범안대교	배근 간격	설계	@110
				실측	@110
		P7 기둥부 수직근 (범물)	피복 두께	설계	100mm
				실측	93mm

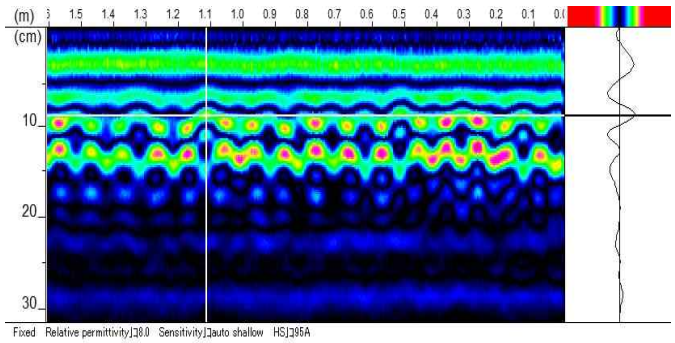

NO.48	위치	범안대교	배근 간격	설계	@200
				실측	@300
		P7 기둥부 수평근 (범물)	피복 두께	설계	100mm
				실측	60mm

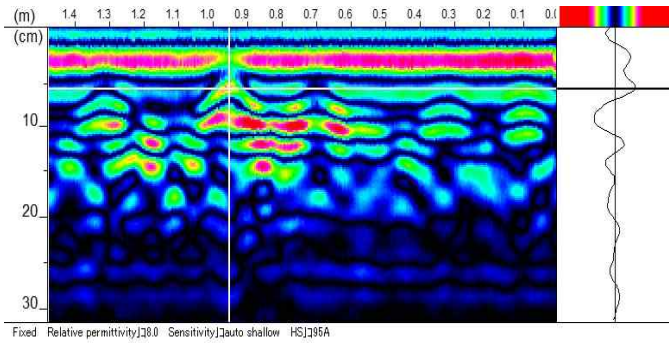

NO.49	위치	범안대교	배근 간격	설계	@300
				실측	@300
		P8 코핑부 수직근 (범물)	피복 두께	설계	100mm
				실측	96mm

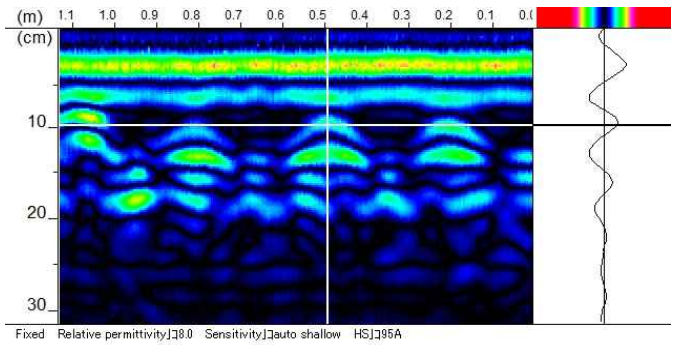

NO.50	위치	범안대교	배근 간격	설계	@200
				실측	@200
		P8 코핑부 수평근 (범물)	피복 두께	설계	100mm
				실측	120mm

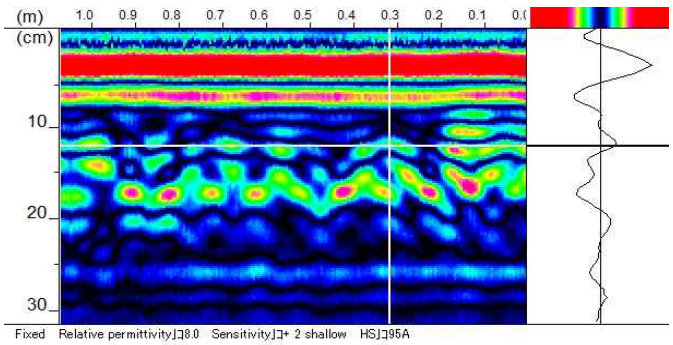

NO.51	위치	범안대교	배근 간격	설계	@300
				실측	@280
		P9 코핑부 수직근 (범물)	피복 두께	설계	100mm
				실측	75mm

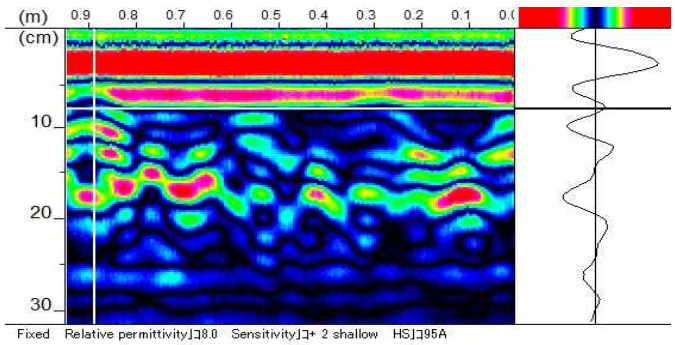

NO.52	위치	범안대교	배근 간격	설계	@200
				실측	@200
		P9 코핑부 수평근 (범물)	피복 두께	설계	100mm
				실측	80mm

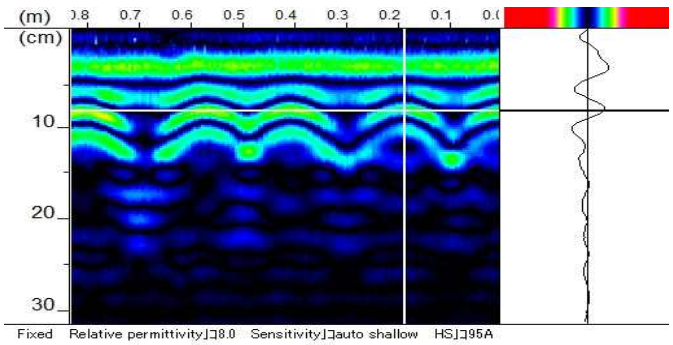

NO.53	위치	범안대교	배근 간격	설계	@150
				실측	@146
		P10 코핑부 수직근 (범물)	피복 두께	설계	100mm
				실측	95mm

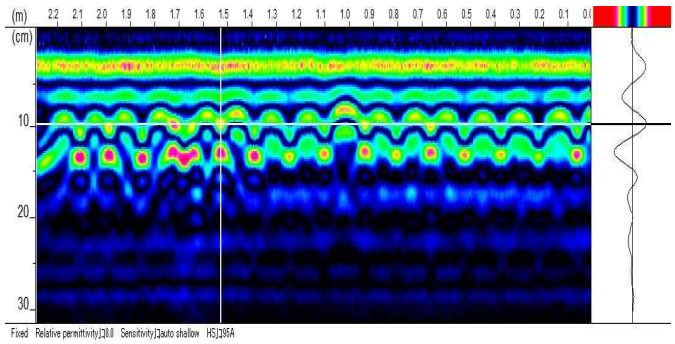

NO.54	위치	범안대교	배근 간격	설계	@200
				실측	@250
		P10 코핑부 수평근 (범물)	피복 두께	설계	100mm
				실측	100mm

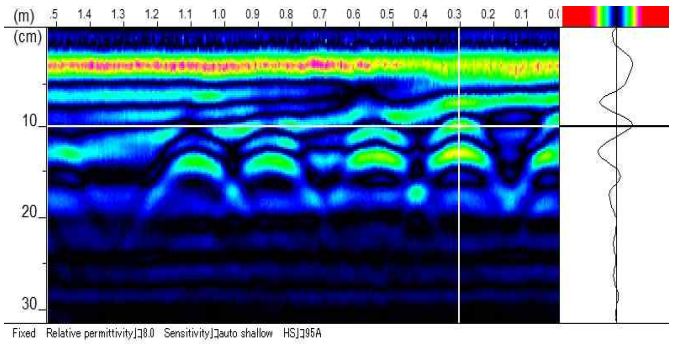

NO.55	위치	범안대교	배근 간격	설계	@250
				실측	@227
		A1 흉벽부 수직근 (안심)	피복 두께	설계	100mm
				실측	44mm

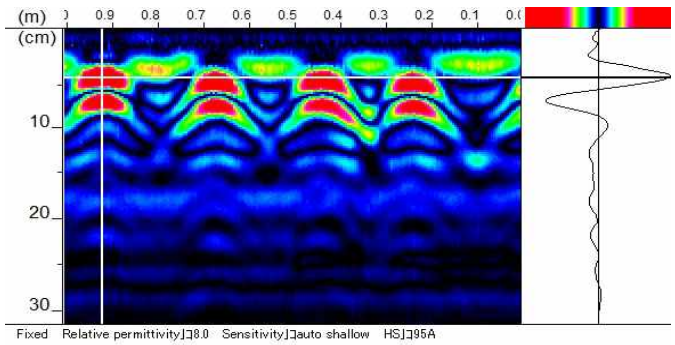

NO.56	위치	범안대교	배근 간격	설계	@250
				실측	@237
		A1 흉벽부 수평근 (안심)	피복 두께	설계	100mm
				실측	74mm

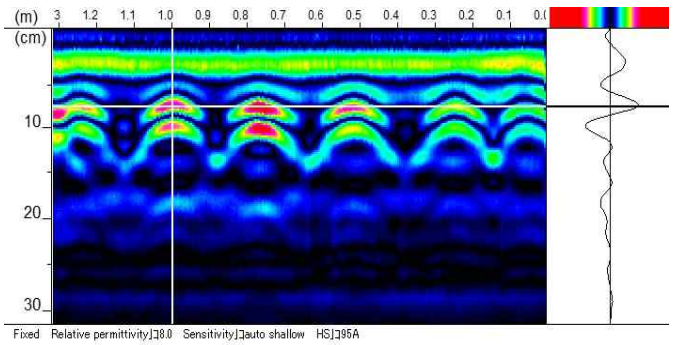

NO.57	위치	범안대교	배근 간격	설계	@110
				실측	@100
		P1 기둥부 수직근 (안심)	피복 두께	설계	100mm
				실측	100mm

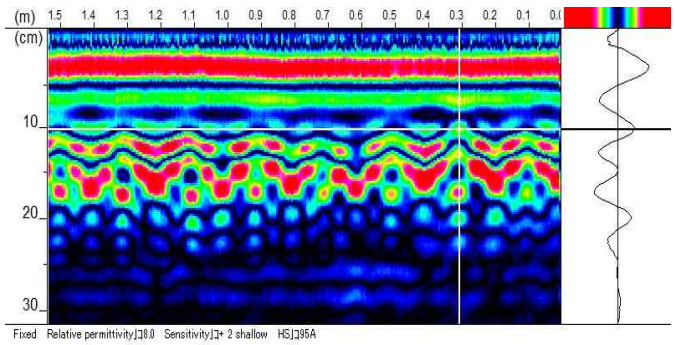

NO.58	위치	범안대교	배근 간격	설계	@200
				실측	@249
		P1 기둥부 수평근 (안심)	피복 두께	설계	100mm
				실측	91mm

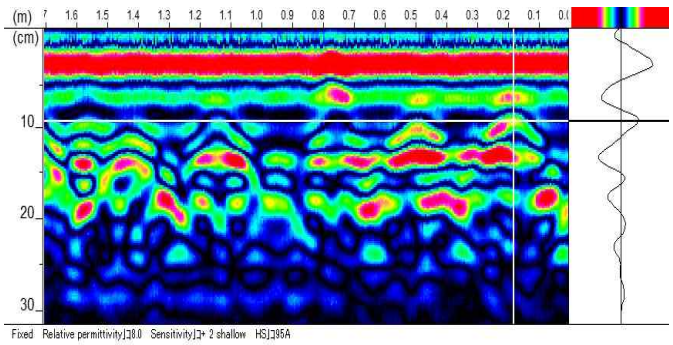

NO.59	위치	범안대교	배근 간격	설계	@110
				실측	@100
		P2 기둥부 수직근 (안심)	피복 두께	설계	100mm
				실측	88mm

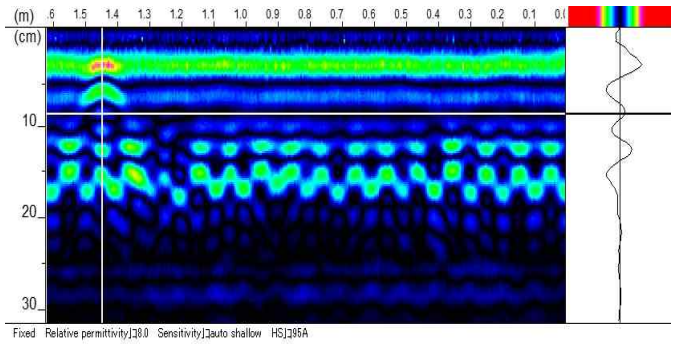

NO.60	위치	범안대교	배근 간격	설계	@200
				실측	@200
		P2 기둥부 수평근 (안심)	피복 두께	설계	100mm
				실측	90mm

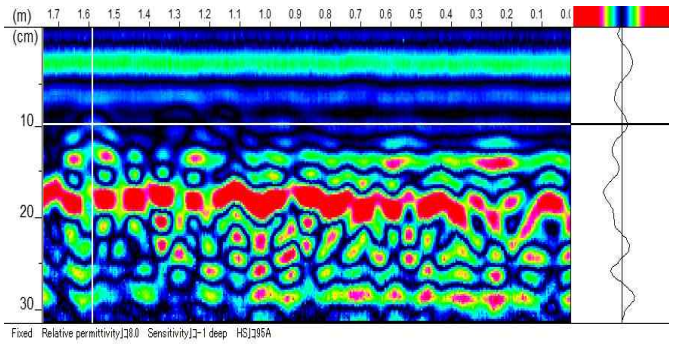

NO.61	위치	범안대교	배근 간격	설계	@110
				실측	@110
		P3 기둥부 수직근 (안심)	피복 두께	설계	100mm
				실측	105mm

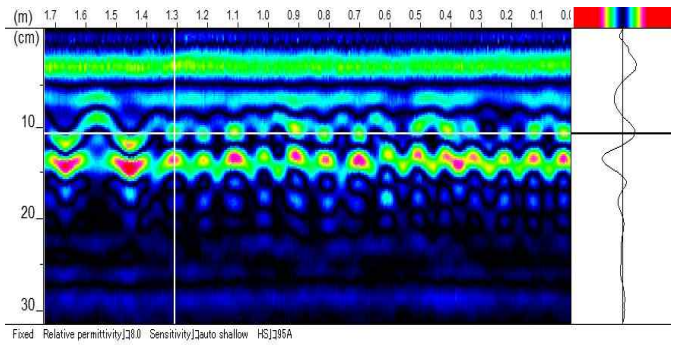

NO.62	위치	범안대교	배근 간격	설계	@200
				실측	@220
		P3 기둥부 수평근 (안심)	피복 두께	설계	100mm
				실측	80mm

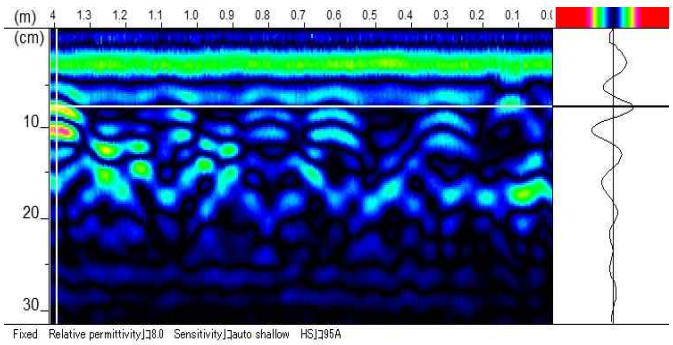

NO.63	위치	범안대교	배근 간격	설계	@150
				실측	@150
		P4 코핑부 수직근 (안심)	피복 두께	설계	100mm
				실측	60mm

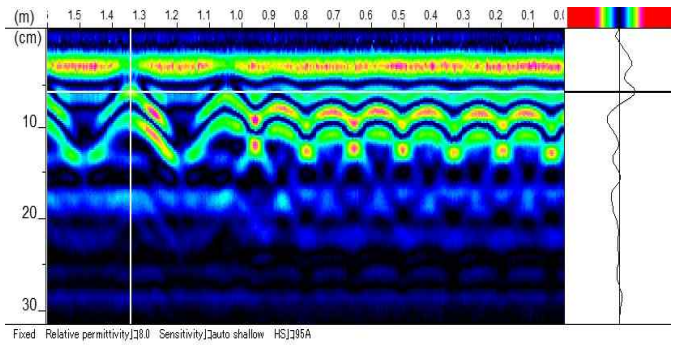

NO.64	위치	범안대교	배근 간격	설계	@200
				실측	@258
		P4 코핑부 수평근 (안심)	피복 두께	설계	100mm
				실측	89mm

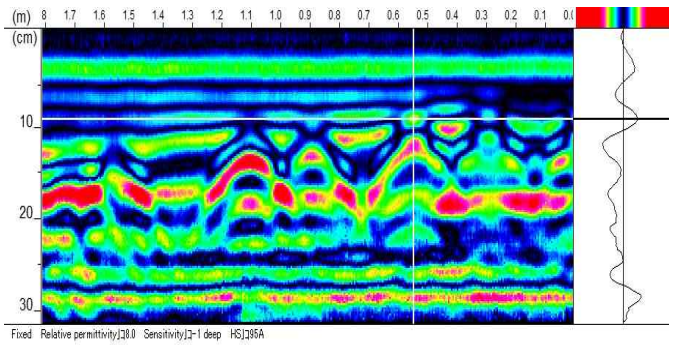

NO.65	위치	범안대교	배근 간격	설계	@110
				실측	@110
		P5 기둥부 수직근 (안심)	피복 두께	설계	100mm
				실측	100mm

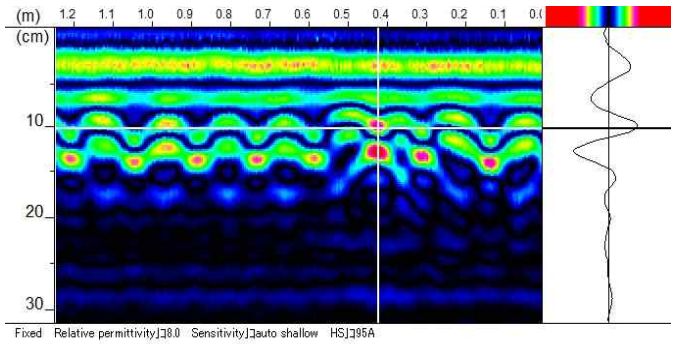

NO.66	위치	범안대교	배근 간격	설계	@200
				실측	@152
		P5 기둥부 수평근 (안심)	피복 두께	설계	100mm
				실측	98mm

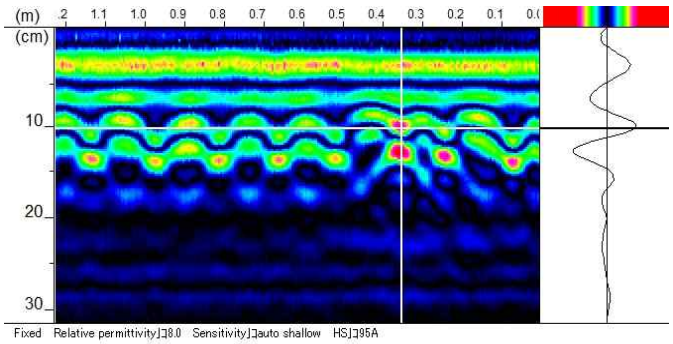

NO.67	위치	범안대교	배근 간격	설계	@300
				실측	@296
		P6 코핑부 수직근 (안심)	피복 두께	설계	100mm
				실측	75mm

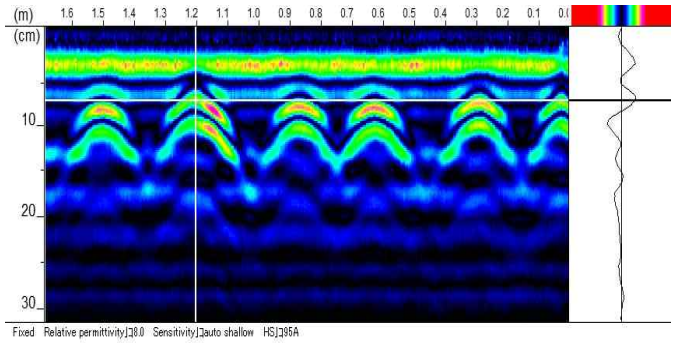

NO.68	위치	범안대교	배근 간격	설계	@200
				실측	@260
		P6 코핑부 수평근 (안심)	피복 두께	설계	100mm
				실측	84mm

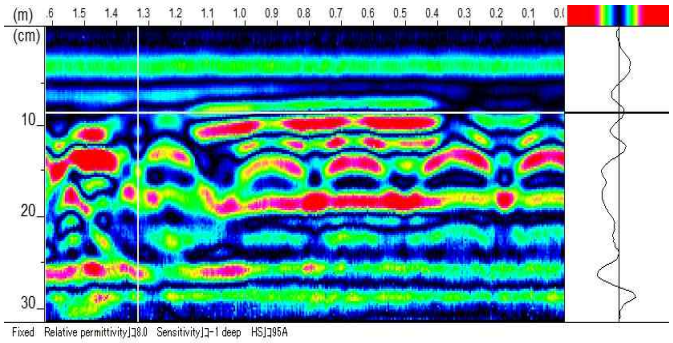

NO.69	위치	범안대교	배근 간격	설계	@110
				실측	@110
		P7 기둥부 수직근 (안심)	피복 두께	설계	100mm
				실측	90mm

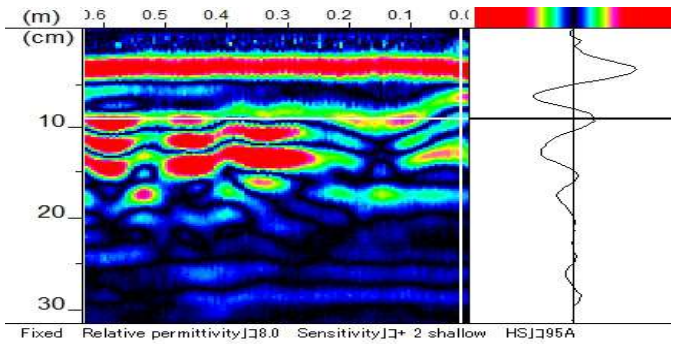

NO.70	위치	범안대교	배근 간격	설계	@200
				실측	@180
		P7 기둥부 수평근 (안심)	피복 두께	설계	100mm
				실측	86mm

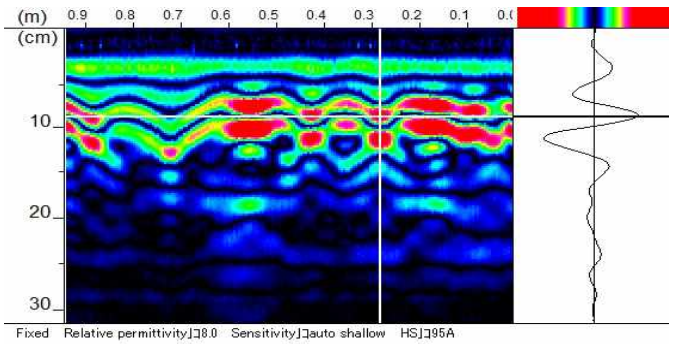

NO.71	위치	범안대교	배근 간격	설계	@110
				실측	@110
		P8 기둥부 수직근 (안심)	피복 두께	설계	100mm
				실측	100mm

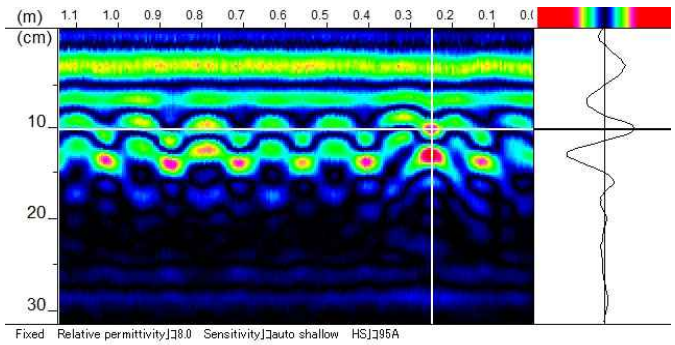

NO.72	위치	범안대교	배근 간격	설계	@200
				실측	@200
		P8 기둥부 수평근 (안심)	피복 두께	설계	100mm
				실측	95mm

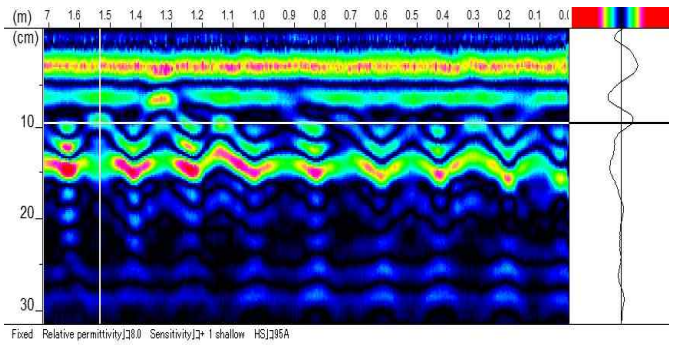

NO.73	위치	범안대교	배근 간격	설계	@110
				실측	@100
		P9 기둥부 수직근 (안심)	피복 두께	설계	100mm
				실측	149mm

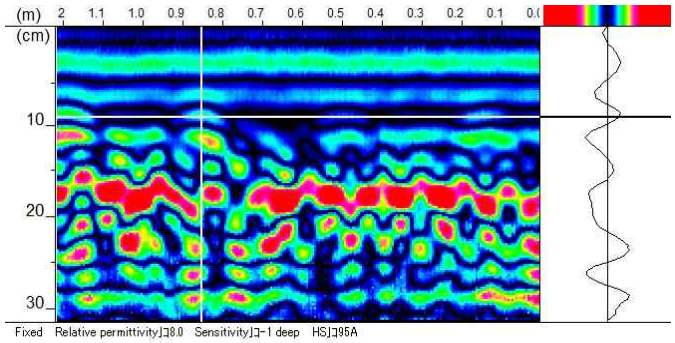

NO.74	위치	범안대교	배근 간격	설계	@200
				실측	@250
		P9 기둥부 수평근 (안심)	피복 두께	설계	100mm
				실측	128mm

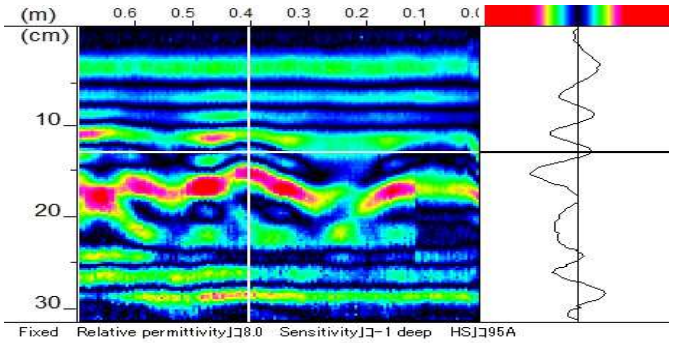

NO.75	위치	범안대교	배근 간격	설계	@300
				실측	@300
		P10 코핑부 수직근 (안심)	피복 두께	설계	100mm
				실측	77mm

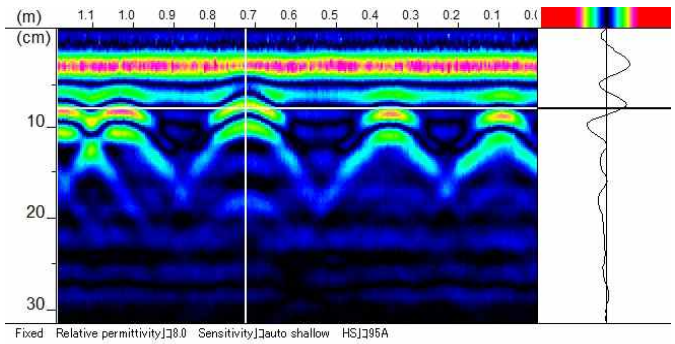
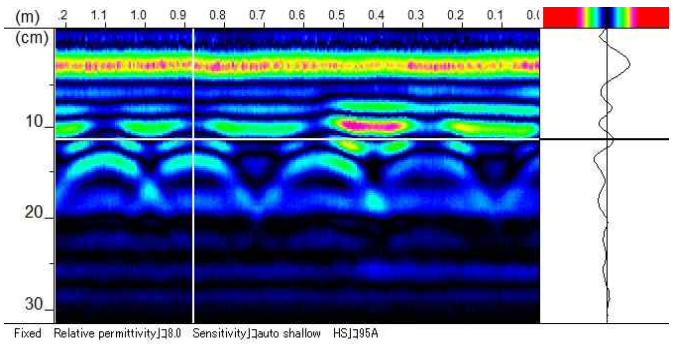
NO.76	위치	범안대교	배근 간격	설계	@200
				실측	@265
		P10 코핑부 수평근 (안심)	피복 두께	설계	100mm
				실측	110mm